

REGISTRATION GUIDELINES

1. Select REGISTER in menu and fill the form by writing down the username and password you want to use for your account.
 - Username: the name that you will use to identify yourself. Your chosen username should not contain spaces.
 - Password: at least 6 characters

Register

Fill in this form to register with this site.


[Click here](#) if you are already registered with this or another journal on this site.

Profile

Username *
The username must contain only lowercase letters, numbers, and hyphens/underscores.

Password *
The password must be at least 6 characters.

Repeat password *

Validation * 
Please enter the letters as they appear in the image above.

2. Fill the next section of the form by writing down your identity, which consist of your name (First name, Middle name (if any), and surname), initial, gender, and affiliation (the institution you are attending).

Salutation

First Name *

Middle Name

Last Name *


Initials Joan Alice Smith = JAS

Gender


Affiliation
(Your institution, e.g. "Simon Fraser University")

Signature

- Write down the email address that you want to use to communicate with editors, and provide information of your active mobile number. Please provide accurate information to ensure that the review process can be performed efficiently. If you have ORCID ID, please fill the information in the form.

Email *	<input type="text"/>	PRIVACY STATEMENT
Confirm Email *	<input type="text"/>	
ORCID iD	<input type="text"/>	
	ORCID iDs can only be assigned by the ORCID Registry . You must conform to their standards for expressing ORCID iDs, and include the full URI (eg. http://orcid.org/0000-0002-1825-0097).	
URL	<input type="text"/>	
Phone	<input type="text"/>	
Fax	<input type="text"/>	
Mailing Address	<input type="text"/>	
		

- Please ensure that you had written down your country of origin and the *confirmation* section and *register* section had been check marked. Select “**READER**” and “**AUTHOR**” in the *register* section. After filling all the required information, ensure that all the information you provided is correct. Then, select **Register**.

Bio Statement (E.g., department and rank)	<input type="text"/>
	
Confirmation	<input checked="" type="checkbox"/> Send me a confirmation email including my username and password
Register as	<input checked="" type="checkbox"/> Reader: Notified by email on publication of an issue of the journal.
	<input checked="" type="checkbox"/> Author: Able to submit items to the journal.
	<input type="checkbox"/> Reviewer: Willing to conduct peer review of submissions to the site.
	Identify reviewing interests (substantive areas and research methods):
	<input type="text"/>
	<input type="button" value="Register"/> <input type="button" value="Cancel"/>
* Denotes required field	

5. Check your registered email's inbox. If the registration is successful, you will get a confirmation email which contains your username and password. You can use your registered account to start the submission process.