



## **Global Research Publication on Democracy in Indonesia: A Bibliometric Review and Scientific Visualization**

Syamsul Bahri Abd. Rasyid<sup>1</sup>, Misran<sup>2</sup>, Dimas Subekti<sup>3</sup>

<sup>1</sup> Department of Government Studies, Universitas Pattimura, Maluku, Indonesia

<sup>2</sup> Department of Public Administration, Universitas Gadjah Mada, Yogyakarta, Indonesia

<sup>3</sup> Department of Social and Political Science, Universitas Jambi, Muaro Jambi, Indonesia

### **ARTICLE INFO**

#### *Article history:*

Received 14 April 2025

Received in revised form 24  
April 2025

Accepted 29 April 2025

### **ABSTRACT**

Since gaining independence in 1945, Indonesia has experienced several forms of democracy, each prevailing during different political periods and continuing to evolve to the present day. These shifts in democratic practice have spurred scholarly interest across disciplines. This study aims to analyze the development of research on democracy in Indonesia from 1958 to 2021. This research uses bibliometric analysis to map scholarly publications on democracy in Indonesia. 861 scientific journal articles indexed in the Scopus database were analyzed. The data were processed and visualized using VOSviewer and NVivo 12 Plus software to identify patterns, trends, and key contributors in the field. The analysis revealed that 2020 marked the highest number of research publications on democracy in Indonesia. Indonesia contributes the most to this field, while Democratization is the journal with the most relevant publications. Mietzner is identified as the most prolific author in this area of study. Several topics emerged as dominant or emerging areas within the field, including citizenship, presidentialism, minority rights, civil-military relations, patronage, ethnicity, and institutionalization. These areas present significant opportunities for further investigation.

#### *Keyword:*

Bibliometric, Global Research  
Publication, VOSviewer,  
NVivo 12 plus, Democracy in  
Indonesia

### **INTRODUCTION**

Indonesia's position in the global democratic landscape reflects a complex and evolving dynamic. According to the World Democracy Index published by The Economist Intelligence Unit (EIU, 2021), Indonesia ranked 52nd out of 165 countries with an overall score of 6.71.

*Email Address:* [syamsulbahri100296@gmail.com](mailto:syamsulbahri100296@gmail.com)

©2025. Syamsul Bahri Abd. Rasyid, Misran, Dimas Subekti. Published by DPA UNY

<https://doi.org/10.21831/natapraja.v13i1.84454>

Meanwhile, in the 2022 report by Varieties of Democracy (V-Dem, 2022), Indonesia was 76th in the Liberal Democracy Index and 79th in the Electoral Democracy Index. Although these scores indicate some improvement compared to the previous year (Jati, 2021), Freedom House (2021) continues to classify Indonesia as a “partly free” country, giving it a freedom score of 59 out of 100.

The concept of democracy itself originates from the Greek word *demokratia*, meaning “rule by the people,” which was first institutionalized in Athens around 508 BCE through reforms initiated by Cleisthenes (Cartledge, 2016). Over time, the idea of democracy was further developed by Enlightenment thinkers such as John Locke, who emphasized natural rights and governance based on consent; Rousseau, who introduced the concept of the general will; and Montesquieu, whose theory of the separation of powers laid the foundation for modern liberal democracy. In the Indonesian context, democracy has undergone several significant phases: parliamentary democracy (1945–1959), guided democracy under Sukarno (1959–1966), Pancasila democracy during the New Order era (1966–1998), and the reform era democracy from 1998 to the present, which emphasizes decentralization, electoral participation, and civil liberties (Wisnaeni & Herawati, 2020). These developments illustrate the country’s dynamic adaptation of democratic principles within its unique political, social, and cultural contexts.

Indonesia's contemporary democracy is a democracy that was born from the ruins of Suharto's authoritarian regime (1966–1998) (Aspinall & Hicken, 2020). Post-Soeharto democracy, although consolidated, inter-ethnic clashes and mass violence against religious minorities continue to occur (Wilson, 2015). It is interesting to note that although Indonesia is steadily strengthening its status as a democratic country, to the point that it is praised as a country that has democratic stability (Baidhowah, 2021; Ulum & Hamida, 2018). Several political scientists note that Indonesian democracy suffers from several defects, such as corruption and weak law enforcement, according to Aspinall and Mietzner, military violations, minority protection, and Islamic radicalism, according to (Ikhwan, 2018) to environmental destruction, the parliamentary work ethic, and political parties (Tomsa, 2014) and vote buying in legislative elections (Warburton et al., 2021). According to Mietzner, Indonesian democracy is currently in a slow but clear deconsolidation process.

Democracy in Indonesia is a significant and widely discussed theme in various aspects, such as politics, economy, social issues, and law. Some of the aspects frequently discussed include the democratic electoral process (Aspinall & Mietzner, 2019) the strengthening of state institutions (Hosen, 2014; Setiawan & Tomsa, 2022) public participation in decision-making (Akili & Achmad, 2023; Tomsa, 2020) and the challenges of maintaining democratic values amidst social and global changes (Aspinall, 2015; Power, 2018). Nevertheless, most research conducted with the big theme of “democracy in Indonesia” is phenomenological research and case studies. In contrast, research with a systematic review has not been done much on democracy in Indonesia. Usually, previous studies were conducted empirically through field data, using qualitative and quantitative approaches as significant themes. In contrast, this study uses a systematic review with bibliometric analysis (meta-analysis to evaluate the publication of documents related to democracy in Indonesia, which can then be visualized using bibliometric maps and other data (Bahri et al., 2020). The journal articles were obtained from the Scopus database, where Scopus itself is the world's most accurate and largest multidisciplinary bibliometric database. By examining the network structure of the research network, research areas, and keywords, this study specifically aims to examine the trend of scientific publications on democracy in Indonesia over the last six decades (1958–2021).

## METHODS

This study uses a mapping method (bibliometric analysis of literature), which involves bibliographic data and is related to a collection of documents from each field of study (Syahputri et al., 2023). The bibliometric analysis can facilitate mapping large volumes of scientific literature and is classified as a systematic and detailed method (Marvi & Foroudi, 2023). Bibliometric analysis with rigorous techniques ensures the quality of the information presented and the output produced. This article uses a bibliometric method because research studies with data are considered more relevant than subjective evaluations, and a synopsis of personal and critical scientific works can be obtained through traditional reviews.

The data for this study were obtained from scientific documents exported from the Scopus database. This study also employs VOSviewer and NVivo 12 Plus software as analytical tools to visualize data networks (bibliometric maps) and to identify relationships between study topics relevant to the research theme (Taufik et al., 2021).

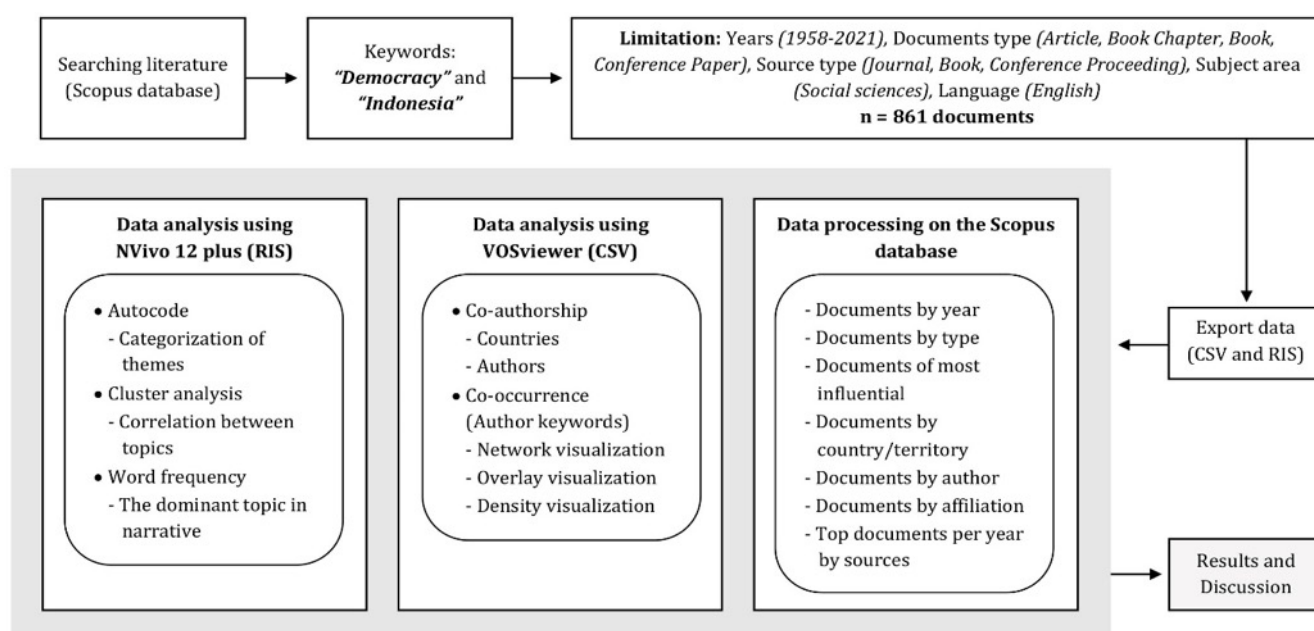


Figure 1. Research stages

Source: Processed by Author

Figure 1 illustrates the research stages conducted by the authors. The data collection process began with exploring the Scopus database on August 7, 2022, to retrieve publications related to democracy in Indonesia. The initial bibliographic search yielded 1,187 documents from 1958 to 2021, covering 21 subject areas. The search employed the keywords "democracy" and "Indonesia", which were then refined using several filtering criteria: publication years (1958–2021), source types (journals, books, conference proceedings, and book series), document types (articles, books, book chapters, and conference papers), subject area (Social Sciences), and language (English). After applying these filters, 861 documents were identified as relevant journal articles. The dataset was subsequently analyzed using VOSviewer to generate bibliometric mapping based on keyword co-occurrence. In addition, NVivo 12 Plus software was employed using the Auto Code, Cluster Analysis, and Word Frequency features to categorize themes, explore inter-topic relationships, and identify dominant topics within the development map of democracy-related research in Indonesia.

Data analysis consists of three stages: analysis by browsing the Scopus database, processing data using VOSviewer software, and processing data using NVivo 12 plus software (Prastya et al., 2021). In the first stage, bibliographic data that has been limited or filtered, such as author, title, year of publication, name of publication source, author affiliation, keywords, and citation data, are extracted into CSV and RIS formats for later processing using VOSviewer and NVivo 12 plus software. Furthermore, statistical analysis of metadata was identified by exploring the Scopus database under the “analyze search results” section to obtain document publications by year; a list of top authors, sources, affiliations, and countries; the most cited documents; and the SJR (Scimago Journal Rank) indicator.

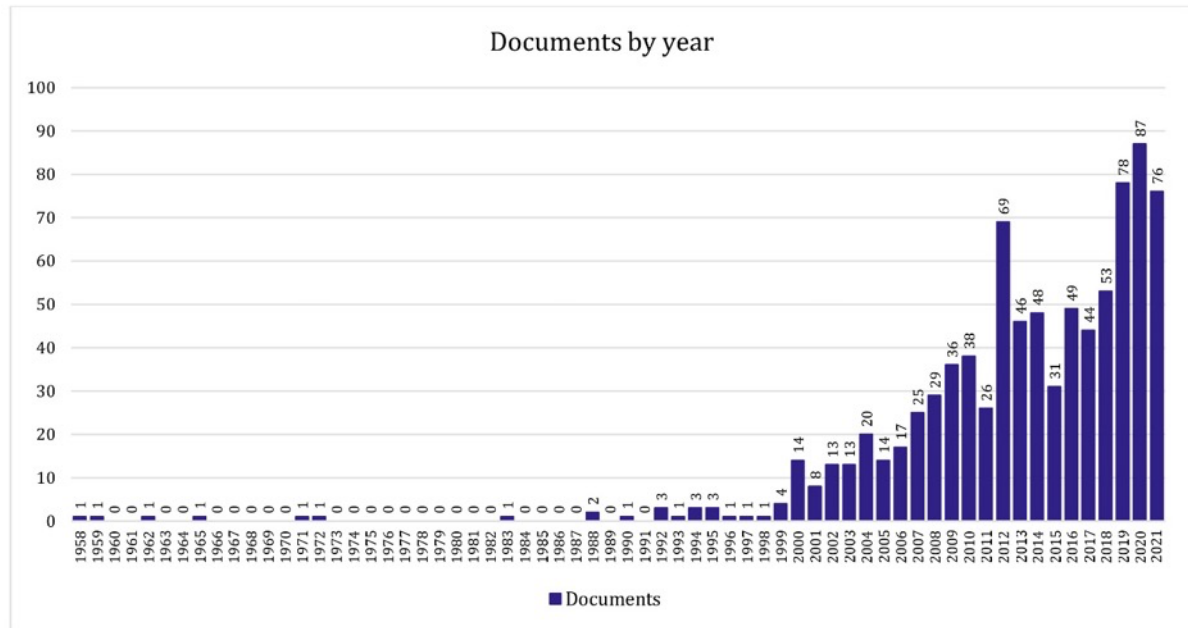
In the second stage, the elements of scientific publications summarized in the bibliography are then processed using VOSviewer software, where VOSviewer focuses on the graphical representation of bibliometric maps, which allows. Bibliometric map generation is intended for the construction, visualization, and evaluation of bibliometric networks, where the techniques applied include author citation analysis, co-authorship, and co-occurrence of keywords. Words in similar groups allow each group (cluster) with each colour to be connected, which can be further analyzed by grouping (van Eck & Waltman, 2017).

In the third stage, the author uses the NVivo 12 plus software to classify study topics (themes) (Syaifuddin & Rasyid, 2021). The relationship between topics (Jaccard coefficient) and the most dominant word intensity in bibliographic documents about democracy in Indonesia. To classify emerging themes, the authors utilized the Auto Code feature in NVivo, which facilitates the automatic processing of large data volumes and minimizes subjectivity associated with manual coding or researcher intervention. The Auto Code function generates thematic classifications and visualizes the resulting themes. In addition, Word Frequency Analysis was conducted to identify the most frequently occurring terms within the dataset, thereby enhancing the understanding of the research characteristics reflected in the data. Irrelevant or non-topical words were removed to refine the analysis and ensure the findings remained focused and meaningful.

## **RESULT AND DISCUSSIONS**

### **Analysis of Publication Productivity**

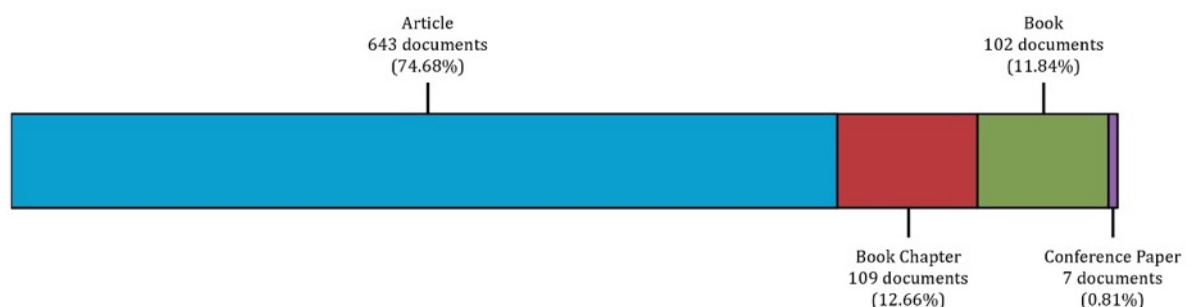
Overall, from the search results in the Scopus database with the search keywords "democracy" and "Indonesia," and after being limited, 861 publication documents were found in the period 1958 to 2021 (Figure 2). The document in 1958 was the first to discuss democracy in Indonesia. During the four decades in which the first documents were published (1950s to 1990s), there were only 27 documents. Only when entering the year 2000 did the frequency of document publications begin to show significant changes, with the number of publications of 834 between 2000 and 2021, or 96.86% of the total number of documents as a whole. The increase in the number of publications was seen significantly in 2012, and the largest number of publications occurred in 2020 (Figure 2). These data show that the literature on democracy in Indonesia experienced very slow growth in the first four decades, but increased dramatically in the next two decades. This is inseparable from the history of military takeovers, the consolidation of praetorian governments, the overthrow of military-backed autocrats, and the marginalization of the armed forces from politics after democracy took place, which lasted for 50 years (Mietzner, 2013), especially after the fall of Suharto's New Order regime in 1998, which allowed most of its citizens to enjoy greater freedom of expression (Sawitri & Wiratmaja, 2021).



Source: Data processed from the Scopus database

Figure 2. Publication by years

Figure 2 shows that in the first three decades (1958-1987), there were only 7 documents on democracy in Indonesia in the Scopus database. The publication documents, namely; journal article entitled "An Indonesian Policy Aimed at Maintaining Freedom and Promoting World Peace" in the journal *Annals of the American Academy of Political and Social Science*, written by Moekarto Notowidigdo (1958), journal article written by John David Legge (1959), with the title "Guided democracy and constitutional procedures in Indonesia," a journal article on a book review without the identity of the author/anonymous (1962), a journal article written by S. Krishnamurthy (1965), with the title "The decline of parliamentary democracy in Burma and Indonesia: A preliminary note," journal articles entitled "Indonesia 1970: The Workings of Pantjasila Democracy" and "Indonesia 1971: Pantjasila Democracy and the Second Parliamentary Elections," written by Donald Hindley in 1971 and 1972, as well as journal articles written by Gordon R. Hein (1983), with the title "Indonesia in 1982: Electoral Victory and Economic Adjustment for the New Order".



Source: Data processed from the Scopus database

Figure 3. Documents types

Figure 3 shows that, based on the limitations that have been carried out previously, journal articles are the most widely published type of document, with a frequency of 643 documents. Meanwhile, the remaining 25.32% of documents are divided into three types of documents, namely, books, book chapters, and conference papers (Figure 3). Meanwhile, a

list of the most frequently cited documents is provided in Table 1. The research contents of the documents presented mostly contain identity, ranging from religion, politics, the relationship between the two, ethnicity, to other discussions such as democracy at the local level, which is the impact of regional autonomy policies, as well as the rejection of authoritarianism. As shown in the table, the issue of identity is a major research topic, especially about ethnicity and religion. As a country with the largest Muslim population in the world, as well as one of the countries with the most ethnic groups in the world, it is not surprising that these two topics are the most often used as research focuses, especially in political discourse (Hefner, 2020). In fact, as a country with diverse languages, religions, ethnicities, and cultures, Indonesia is very vulnerable to hostile identity politics (Sawitri & Wiratmaja, 2021). In addition, the political-religious movement (Islamism) is also one of the populist trends in national politics in Indonesia (Mietzner, 2020). Furthermore, important ideologies in Indonesian politics, including the party system, are often structured around religious issues (Warburton et al., 2021). It is not surprising that religion is always used in elections in Indonesia (Assyaukanie, 2019).

**Table 1. The Most Influential Publications**

<b>Title</b>	<b>Author</b>	<b>Source</b>	<b>Publisher</b>	<b>Year</b>	<b>Citations</b>
The dark side of democracy: Explaining ethnic cleansing	Michael Mann	Book	Cambridge University Press	2004	890
Civil Islam: Muslims and democratization in Indonesia	Robert W. Hefner	Book	Princeton University Press	2011	593
Contingent Democrats: Industrialists, labor, and democratization in late-developing countries	Eva Bellin	World Politics (Journal)	Cambridge University Press	2000	205
The Pseudo-Democrat's Dilemma: Why Election Monitoring Became an International Norm	Susan D. Hyde	Book	Cambridge University Press	2011	190
The Revival of Tradition in Indonesian Politics: The Deployment of Adat from Colonialism to Indigenism	Jamie S. Davidson & David Henley	Book	Taylor & Francis	2007	185
Decentralization and democracy in Indonesia: A critique of neo-institutionalist perspectives	Vedi R. Hadiz	Development and Change (Journal)	Wiley-Blackwell	2004	181

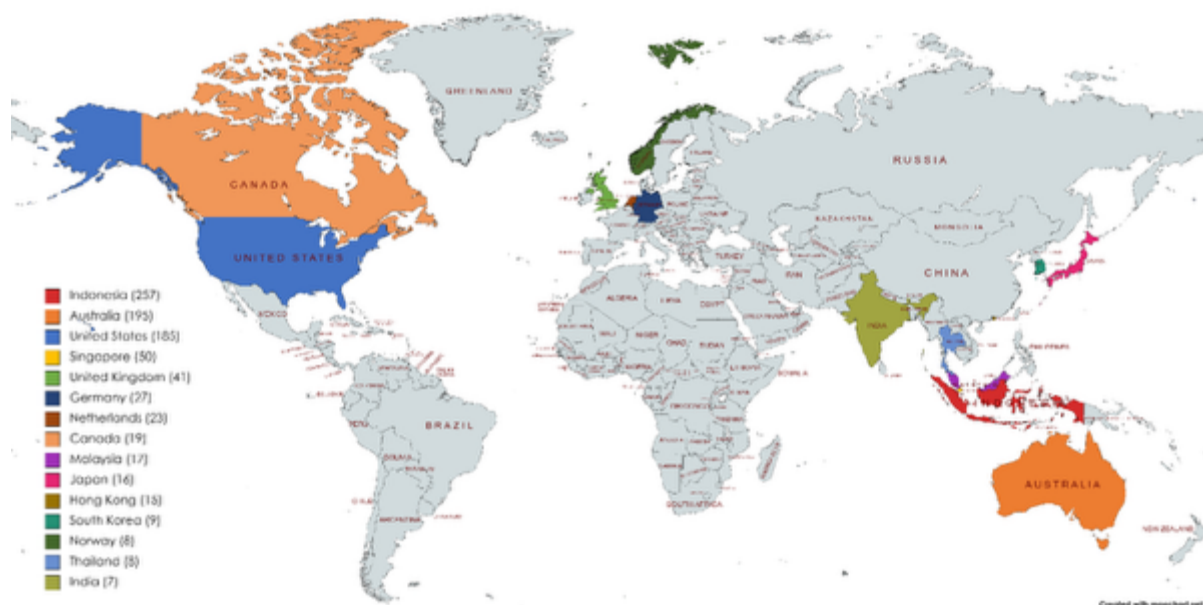


<b>Title</b>	<b>Author</b>	<b>Source</b>	<b>Publisher</b>	<b>Year</b>	<b>Citations</b>
Resisting dictatorship: Repression and protest in Southeast Asia	Vincent G. Boudreau	Book	Cambridge University Press	2004	167
Wealth, health, and democracy in East Asia and Latin America	James W. McGuire	Book	Cambridge University Press	2010	163
Illegal logging, collusive corruption, and fragmented governments in Kalimantan, Indonesia	Joyotee Smith, Krystof Obidzinski, Subarudi, and Iman Suramenggala	International Forestry Review (Journal)	Commonwealth Forestry Association	2003	161
Direct democracy and local public goods: Evidence from a field experiment in Indonesia	Benjamin A. Olken	American Political Science Review (Journal)	Cambridge University Press	2010	151
Crafting State-Nations: India and Other Multinational Democracies	Alfred C. Stepan, Juan J. Linz, and Yogendra Yadav	Book	The Johns Hopkins University Press	2010	151
The 9/11 Effect: Comparative Counter-Terrorism	Kent Roach	Book	Cambridge University Press	2011	149
Gender, Islam, and Democracy in Indonesia	Kathryn Robinson	Book	Taylor & Francis	2008	137
Constitutional Change and Democracy in Indonesia	Donald L. Horowitz	Book	Cambridge University Press	2010	114
Democratisation and The Prospects for Participatory Regionalism in Southeast Asia	Amitav Acharya	Third World Quarterly (Journal)	Taylor & Francis	2003	98

Source: Data processed from the Scopus database

Table 1 shows that, on average, the most frequently cited documents are books, with the type of book and in the period from 2000 to 2010. Although the type of journal article documents quantitatively dominates with a percentage of 74.68%, 10 of the top 15 documents are the most frequently cited. Quoted is a book-type document, as shown in Table 1. This data shows that the discourse on democracy in Indonesia is still hot in the discussion.

Next is a list of the most productive countries in publishing documents on democracy in Indonesia. More than 38 countries and territories have made significant contributions to research on democracy in Indonesia. Among these countries, Figure 4 shows that the top 15 countries for document publication are Indonesia, followed by Australia and the United States. With research topics focused on their own country, it is not surprising that Indonesia is the most productive country. Figure 4 also shows that Australia and the United States are two countries that are quite intense in researching democracy in Indonesia. This can be seen from the number of document publications, which only differ from 60 documents from Indonesia. In addition, the data also shows that Singapore, Malaysia, and Thailand, as fellow Southeast Asian countries, are also included in the list of the top 15 countries in the publication of the document.

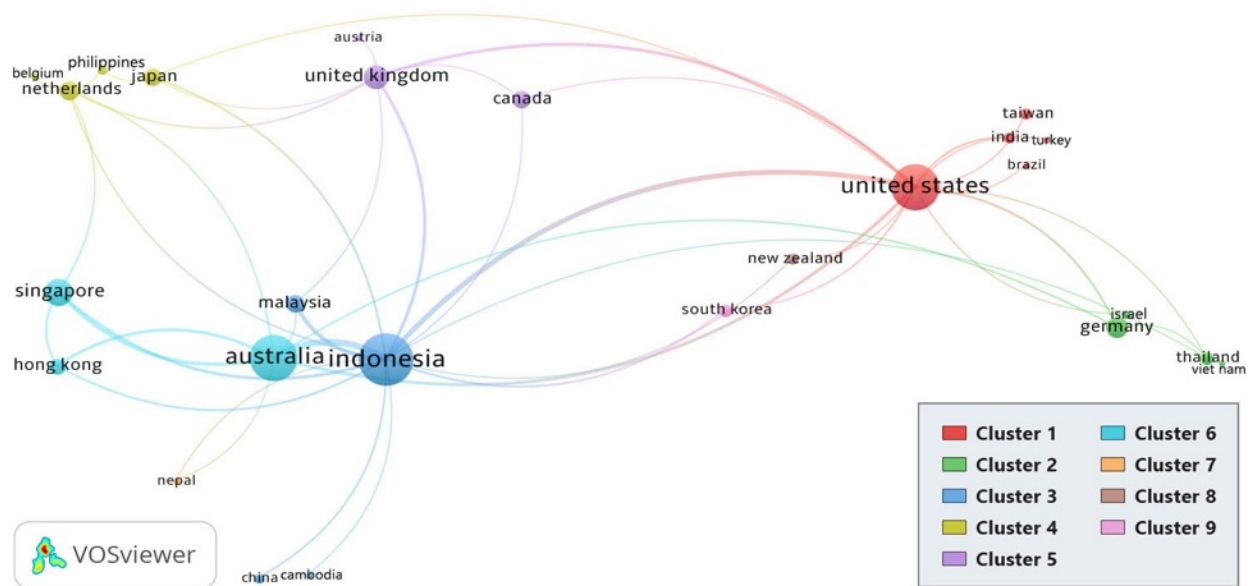


Source: This map was created by the author via mapchart.net

Figure 4. Documents by country

Furthermore, in the VOSviewer analysis, the co-authors on democracy in Indonesia from 1958 to 2021 produced 38 countries. Applying a minimum threshold of 1 document issued per country and a minimum of 0 citations, it was found that 26 countries were networked and formed 9 different clusters (Figure 5). It is interesting to note that, despite the large contributions of authors from (besides Indonesia) Australia and the United States in terms of the number of documents and the highest position in the map of the network of co-author countries, these countries did not receive as many citations as Brazil and Mexico (Table 2). However, visualizing the network map of the co-authored countries based on the VOSviewer analysis, it can be explained that the citation rates from Brazil and Mexico are not followed by high collaboration with other countries.





Source: Data processed from VOSviewer software

Figure 5. Mapping the networking of 861 documents based on countries

Based on the VOSviewer bibliometric analysis shown in **Figure 5**, it can be seen that Cluster 1 consists of 5 countries: the United States, India, Taiwan, Turkey, and Brazil. Meanwhile in Cluster 2, Cluster 3, and Cluster 4, there are 4 countries for each cluster, namely: Germany, Thailand, Israel, and Viet Nam (Cluster 2); Indonesia, Malaysia, China, Cambodia (Cluster 3); and the Netherlands, Japan, Philippines, and Belgium (Cluster 4). Furthermore, there are 3 countries for cluster 5 and cluster 6, and 1 country for each cluster in cluster 7, cluster 8, and cluster 9. The node size represents the number of document publications. Data on the number of documents, links, citations, and total link strength of the country are available in Table 2, which has been processed using VOSviewer. Table 2 shows that some countries that publish fewer documents receive more citations and collaborate more often. For example, the United Kingdom has more links and citations, although there are fewer document publications than in Singapore.

Table 2. Network details by country using VOSviewer

Cluster	Country	Documents	Links	Citations	Total Link Strength
Cluster 1	United States	183	14	60	44
	India	7	1	92	2
	Taiwan	6	1	6	1
	Turkey	2	1	0	1
	Brazil	1	1	2780	1
Cluster 2	Germany	27	4	417	7
	Thailand	8	4	35	4
	Israel	3	2	73	2
	Viet Nam	2	1	0	1
Cluster 3	Indonesia	257	15	14	81
	Malaysia	17	3	56	12
	China	4	1	1	2
	Cambodia	1	1	14	1
Cluster 4	Netherlands	23	6	21	10

	Japan	16	4	114	6
	Philippines	4	2	0	2
	Belgium	1	1	14	1
Cluster 5	United Kingdom	40	7	1152	19
	Canada	19	3	3	3
	Austria	2	1	0	1
	Australia	191	8	0	51
Cluster 6	Singapore	50	4	454	19
	Hong Kong	15	3	16	12
	Nepal	1	2	0	2
Cluster 7	Nepal	1	2	0	2
Cluster 8	New Zealand	6	2	4	2
Cluster 9	South Korea	9	2	49	5

Source: Data processed from VOSviewer software

Furthermore, Table 3 shows the list of the top authors regarding the number of publications, as shown in the Scopus database. To some extent, the efforts of each author can be reflected in the number of articles he has published. A total of 136 different authors were found in the investigation. Table 3 lists the most prolific writers on democracy in Indonesia. The data show that Mietzner M. is the most published author on this topic, while Hefner RW has the most citations. It can be seen that Mietzner M., along with Hefner RW, are two authors familiar with this topic. At the same time, it is also worth noting that writers like Muhtadi B., whose affiliates are from Indonesia, are not even included in the list of the top 5 authors. This data shows that, despite publications by country, Indonesia is listed as the most productive, but it is inversely proportional to publications by author.

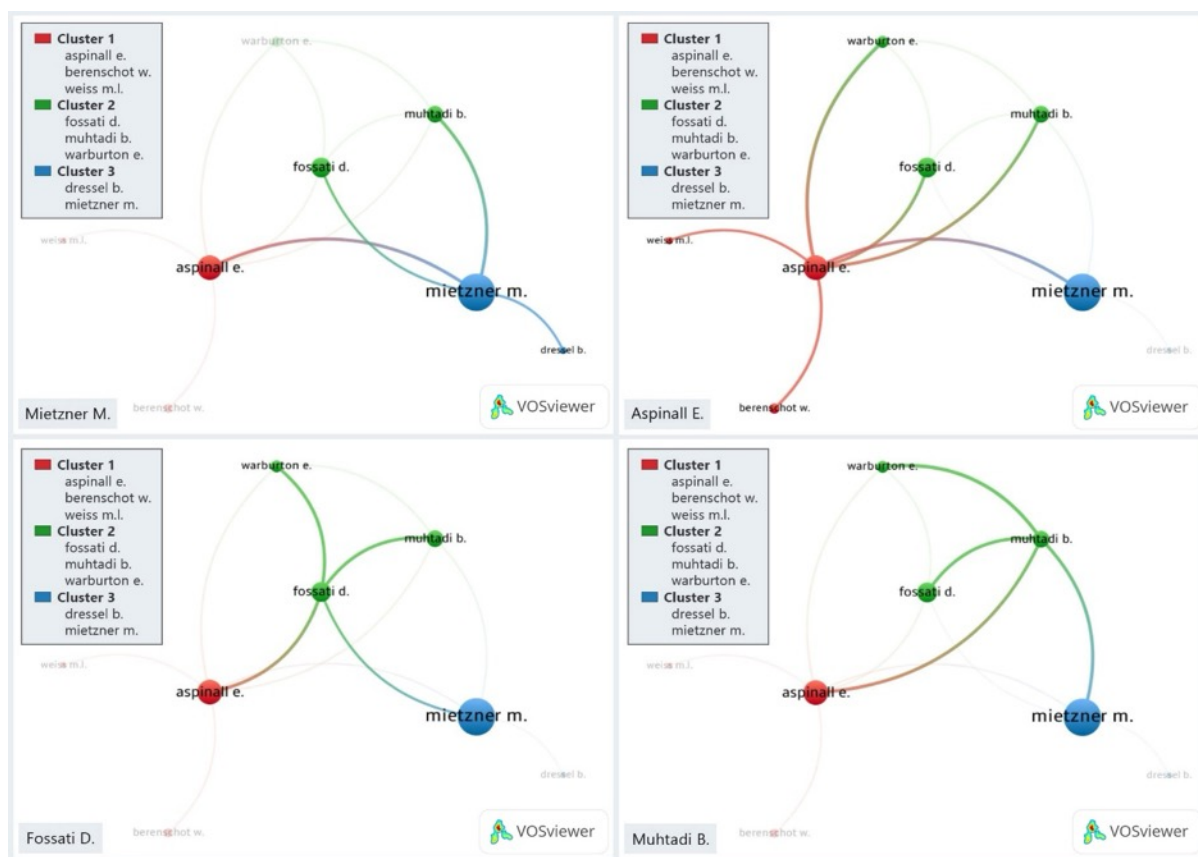
**Table 3. Top 10 documents by authors**

<b>Author</b>	<b>Affiliation</b>	<b>Documents</b>	<b>Citations</b>
Marcus Mietzner	The Australian National University	27	743
Edward Aspinall	The Australian National University	15	316
Vedi R. Hadiz	University of Melbourne	13	513
Robert W. Hefner	Boston University	12	848
Diego Fossati	City University of Hong Kong	11	106
Dirk Tomsa	La Trobe University	9	109
R. William Liddle	The Ohio State University	8	250
Burhanuddin Muhtadi	Universitas Islam Negeri Syarif Hidayatullah Jakarta	8	138
Michael Buehler	SOAS University of London	6	121
Jamie S. Davidson	National University of Singapore	6	301

Source: Data processed from the Scopus database

Based on the network visualization shown in Figure 6, the lines between the authors represent their collaborative links, while the colors in each cluster represent the collaboration groups of the authors. Applying a two-document threshold for each author, and a minimum of one citation, it was found that 136 met the threshold of 951 authors overall. Furthermore, for 136 authors who met the threshold, VOSviewer detected that the largest set to which each author was connected was 8 authors. Interestingly, among the 10 most prolific authors listed

in the Scopus database (Table 3), only 4 of them were found to have strong collaborations with each other in producing documents on this topic, namely Mietzner, M., Aspinall, E., Fossati, D., and Muhtadi, B. **Figure 6** shows that Aspinall E. is two levels higher than Mietzner M., Fossati D., and Muhtadi B., that is, by six authors, including the aforementioned authors. Prolific writers and co-authors have made great contributions to the research on democracy in Indonesia and jointly promoted this field of research. Table 4 lists the 8 most prolific and networked authors, based on VOSviewer analysis.



Source: Data processed from VOSviewer software

Figure 6. Network visualization of collaborating authors

**Tables 4** and **5** show a list of the top affiliations and sources in the productivity of document publications on democracy in Indonesia, along with the number of citations, publishers, and quartiles in the Scopus database.

Table 4. Top 10 documents by affiliation

Affiliation	Documents	Citations
The Australian National University	72	1610
National University of Singapore	26	798
University of Melbourne	26	391
Universitas Gadjah Mada	25	80
Universitas Indonesia	22	74
Murdoch University	16	74
Boston University	14	320
Royal Netherlands Institute of Southeast Asian and Caribbean Studies KITLV - KNAW	13	361

Affiliation	Documents	Citations
Nanyang Technological University	13	176
City University of Hong Kong	12	104

Source: Data processed from the Scopus database

Based on **Table 4**, the Scopus database shows that The Australian National University affiliation is the most productive affiliate with 72 documents (8.36% of the total number of document publications), followed by the National University of Singapore and the University of Melbourne with each number of publications. as many as 26 documents (3.02%). The data shows that of the top 10 affiliates, they come from six countries, namely, Australia (3 institutions), Indonesia and Singapore (2 institutions each), and the United States, Netherlands, and Hong Kong (1 institution for each country). At the same time, this finding negates the previous data, where the six countries with the most institutions contributing to publications are also the countries with the most productive number of document publications (**Figure 4 and Table 2**).

**Table 5. Top 10 documents by sources**

Source	Publishers	Type of Source	Quartile	Documents	Citations
Democratization	Taylor & Francis	Journal	Q1	29	630
Bulletin of Indonesian Economic Studies	Taylor & Francis	Journal	Q1	28	542
Pacific Review	Taylor & Francis	Journal	Q1	25	471
Contemporary Southeast Asia	ISEAS - Yusof Ishak Institute	Journal	Q1	23	392
Journal of Indonesian Islam	State Islamic University of Sunan Ampel Surabaya	Journal	Q1	17	32
Asian Survey	University of California Press	Journal	Q2	16	308
International Journal of Innovation, Creativity and Change	Primrose Hall Publishing Group	Journal	Not yet assigned quartile	14	4
Third World Quarterly	Routledge	Journal	Q1	12	268
Journal of Contemporary Asia	Taylor & Francis	Journal	Q1	11	249
Asian Journal of Political Science	Routledge	Journal	Q3	10	48

Source: Data processed from the Scopus database

The data in Table 5 shows that Democratization is the most productive source with 29 documents. The next three sources also show numbers above 20. The data also shows that the top 3 sources are part of Taylor & Francis publishers, with a Q1 quartile. Interestingly, among the top 10 sources, the International Journal of Innovation, Creativity and Change is the only source whose status in the Scopus quartile has not been determined. The author found this after searching the Scimago Journal & Country Rank ([scimagojr.com](http://scimagojr.com)). The earliest

publication by the top 10 sources was conducted by the Asian Survey in 1971. Table 6 shows data on document publications by the top sources by time intensity from year to year.

**Table 6. Document frequency by year of the top sources**

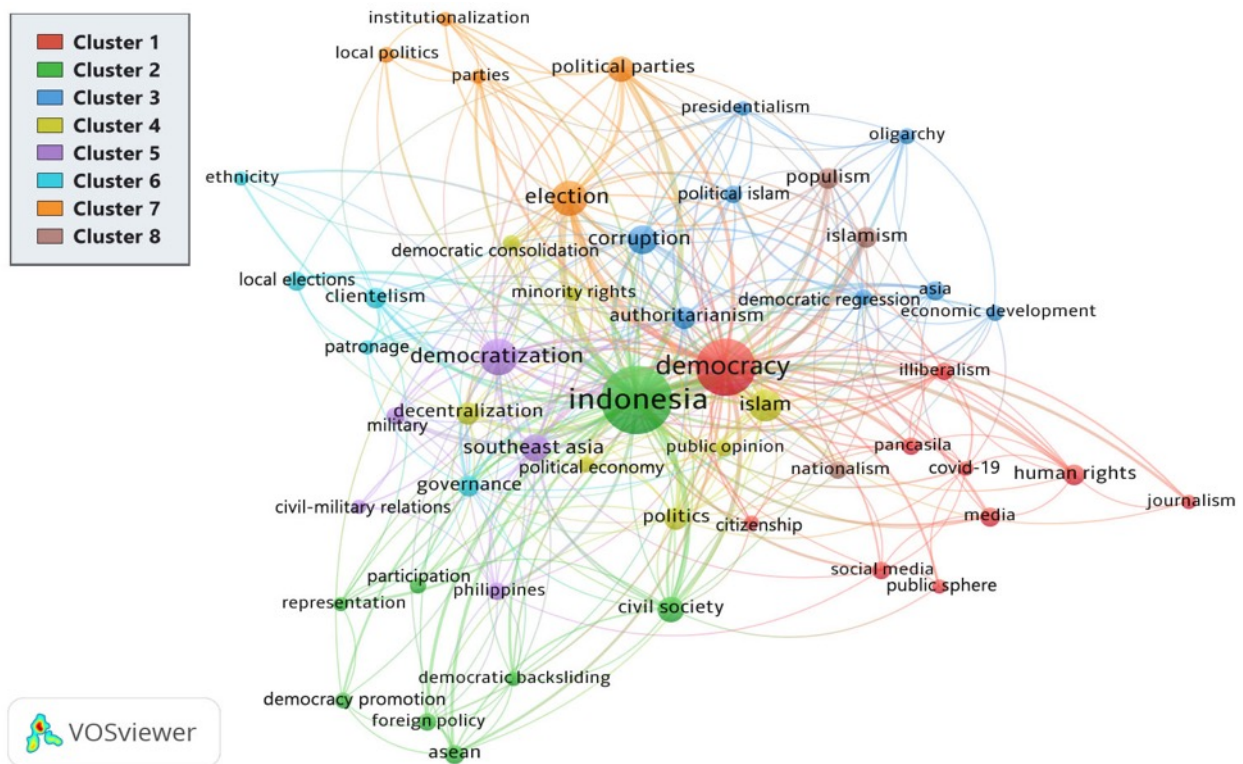
<b>Source</b>	<b>Document frequency by year</b>	<b>Years</b>	<b>Total documents by year</b>
Democratization	1	1999, 2002, 2009, 2010, 2012, dan 2018	6
	2	2004, 2007, 2014, 2015, and 2021	10
	3	2000	3
	4	2006	4
	6	2020	6
Bulletin of Indonesian Economic Studies	1	1999, 2001, 2002, 2004, 2006, 2007, 2010, 2012, 2014, 2016, 2017, 2018, 2019, and 2021	14
	2	2005, 2008, 2011, 2013, and 2020	10
	4	2009	4
Pacific Review	1	1992, 2001, 2004, 2011, 2012, and 2020	6
	2	1988, 2002, 2003, 2007, and 2017	10
	3	2008, 2009, and 2014	9
Contemporary Southeast Asia	1	1990, 1992, 1996, 2001, 2002, 2003, 2006, 2010, 2012, and 2019	10
	2	2000, 2004, 2007, 2016, and 2017	10
	3	2020	3
Journal of Indonesian Islam	1	2009, 2010, 2014, 2015, 2016, 2017, and 2018	7
	2	2012 and 2019	4
	3	2007 and 2008	6
Asian Survey	1	1971, 1972, 1983, 2001, 2004, 2006, 2009, 2013, and 2019	9
	2	2010 and 2011	4
	3	2002	3
International Journal of Innovation, Creativity and Change	7	2019 and 2020	14
Third World Quarterly	1	2000, 2003, 2014, 2016, and 2017	5
	2	2004	2
	5	2021	5
Journal of Contemporary Asia	2	2018	2
Asian Journal of Political Science	3	2007, 2013, and 2019	9
	1	2007, 2011, 2012, 2017, and 2018	5
	2	2008	2
	3	2020	3



Source: Data processed from the Scopus database

### Analysis of Keywords Co-Occurrence (Mapping Visualization)

The author analyzes the co-occurrence of keywords and theme topic trends to analyze the research development. The mapping in network visualization shows the number of occurrences of keywords in the document and the relationship between keywords. In network visualization, each term is represented by a circle, while the size of the circle corresponds to the number of publications in which the term is found (Gao et al., 2021; Kuzior & Sira, 2022). In this study, keyword co-occurrence mapping was created in VOSviewer, as shown in Figure 7. Using the full counting method assigned to author keywords, the authors set the minimum number of occurrences of the keyword to be 5 times, resulting in 51 keywords that meet the threshold of a total of 1451 keywords. In the scientific field, the analysis of the co-occurrence of keywords creates a network of topics and their relationships (Gao et al., 2021).



Source: Data processed from VOSviewer software

Figure 7. Mapping the networking of 861 documents based on keywords

**Figure 7** shows that the keyword occurrence bibliometric map reveals eight shared keyword clusters, with different color representations, that have been included in the figure. Cluster 1 (red) is occupied by keywords: democracy, human rights, media, illiberalism, Pancasila, social media, COVID-19, citizenship, journalism, and the public sphere. Cluster 2 (green) contains keywords: Indonesia, civil society, ASEAN, foreign policy, democracy promotion, participation, democratic backsliding, and representation. At the same time, cluster 3 (blue) is occupied by keywords: corruption, authoritarianism, Asia, political Islam, democratic regression, oligarchy, economic development, and presidentialism. Cluster 4 (yellow): Islam, politics, decentralization, democratic consolidation, political economy, public opinion, and minority rights. Cluster 5 (purple): democratization, Southeast Asia, military, Philippines, and civil-military relations. Cluster 6 (light blue): governance, clientelism, local



Democracy and Indonesia have many occurrences and total link strength, which differs greatly from other keyword lists. Democracy has 150 events and 260 total link strength, while the keyword Indonesia has 237 events with 414 total link strength. While other items that also have many occurrences and total link strength, namely; democratization (48 occurrences and 111 total link strength), election (45 occurrences and 108 total link strength), Islam (36 occurrences and 91 total link strength), corruption (26 occurrences and 51 total link strength), to civil society (20 occurrences and 48 total link strength).data in **Table 8**, shows details of items, links, total links strength, and occurrences by each item in eight different clusters, resulting from the VOSviewer analysis. Furthermore, to see the intensity of time in publications on democracy in Indonesia, **Figure 8** shows the mapping of keywords by year of discussion.

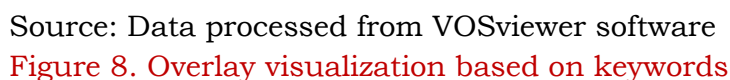


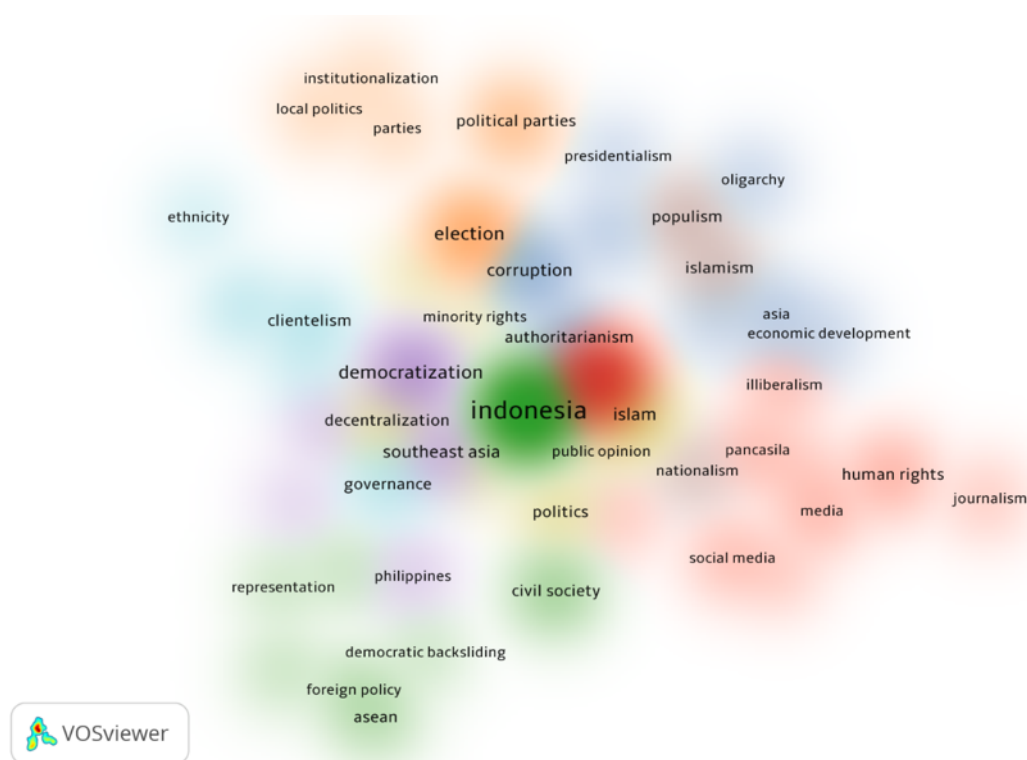
Table 7. Details of VOSviewer analysis based on keywords

Cluster	Items	Occurences	Total link strength	Avg. pub. year
Cluster 1	Democracy	150	260	2015.77
	Human rights	13	20	2017.38
	Media	10	13	2014.80
	Illiberalism	8	24	2018.88
	Pancasila	8	15	2019.75
	Social media	8	13	2018.88
	Covid-19	5	13	2020.60
	Citizenship	5	9	2018.00
	Journalism	5	9	2016.60
	Public sphere	5	6	2017.60
Cluster 2	Indonesia	237	414	2015.52
	Civil society	20	48	2013.05
	Asean	11	22	2015.55
	Foreign policy	8	18	2017.88
	Democracy promotion	6	8	2016.50
	Participation	6	8	2015.67
	Democratic backsliding	5	13	2020.60
	Representation	5	12	2011.00
Cluster 3	Corruption	26	51	2014.15
	Authoritarianism	14	39	2017.00
	Asia	10	18	2015.30
	Political islam	9	26	2017.78
	Democratic regression	6	24	2018.17
	Oligarchy	6	17	2015.83
	Economic development	6	13	2015.67
	Presidentialism	5	19	2017.80
Cluster 4	Islam	36	91	2015.47
	Politics	15	33	2014.67
	Decentralization	14	29	2012.50
	Democratic consolidation	7	18	2009.29
	Political economy	7	18	2016.57
	Public opinion	6	19	2019.33
	Minority rights	5	16	2017.20
Cluster 5	Democratization	48	111	2013.54
	Southeast asia	23	42	2013.35
	Military	8	21	2011.50
	Philippines	8	20	2013.00
	Civil-military relations	5	7	2013.20
Cluster 6	Governance	12	29	2012.58
	Clientelism	12	27	2018.58

Cluster	Items	Occurences	Total link strength	Avg. pub. year
Cluster 7	Local elections	10	15	2016.70
	Patronage	5	12	2017.00
	Ethnicity	5	9	2015.00
	Election	45	108	2015.82
	Political parties	20	50	2012.60
	Local politics	6	10	2017.50
	Parties	5	19	2013.40
Cluster 8	Institutionalization	5	13	2010.80
	Populism	13	32	2018.00
	Islamism	12	27	2015.83
Cluster 8	Nationalism	8	14	2014.00
<b>Total</b>	<b>51 items</b>	<b>-</b>	<b>961</b>	<b>-</b>

Source: Data processed from VOSviewer software

Meanwhile, density visualization means that each node has a colour that depends on the item's density, whereas the node's colour on the bibliometric map depends on the number of nodes around it (Liao et al., 2018). In other words, the brighter the colour of a node in the density visualization, the higher the density of studies that intersect with the main topic, while those that are far away and tend to be dimmed indicate that the topic has not been widely studied (Nurdin et al., 2021). Figure 9 shows a density visualization of research on democracy in Indonesia.



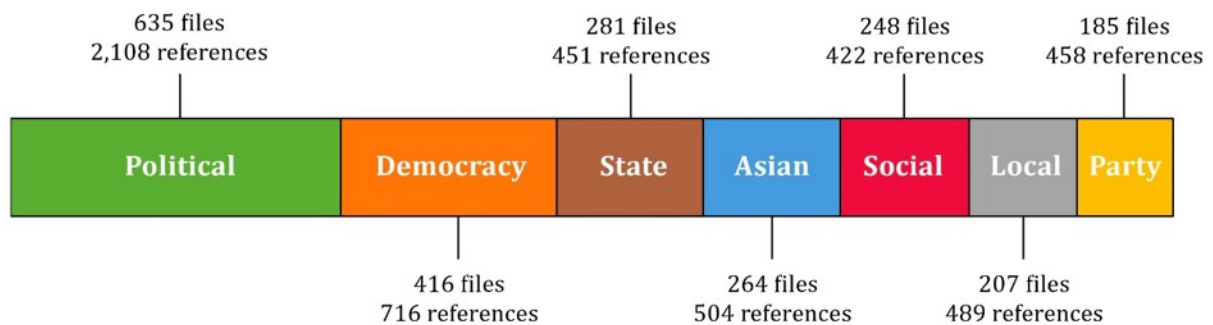
Source: Data processed from VOSviewer software

Figure 9. Density visualization based on keywords

Light-colored topics like democratization, election, Islam, corruption, civil society, Southeast Asia, and political parties are words that have been widely studied in research topics. While other words that tend to be dim in density visualization, such as the word; patronage, civil-military relations, minority rights, presidentialism, democratic backsliding, representation, citizenship, journalism, public sphere, to covid-19, are topics that are still rarely studied about literature on democracy in Indonesia, in the Scopus database. Therefore, the opportunity to research the list of words/topics mentioned last is still wide open, especially those published in the Scopus database. It is interesting to note that, although the phenomenon of ethnic politicization in Indonesia is very high (Fox, 2018) The number of documents in global research publications is relatively small, as shown in the density visualization map. The research findings by Colm Fox (2018) explain that between 2004 and 2009, ethnic politicization in Indonesia increased. In addition, the keyword democracy backsliding is one of the topics that has not been discussed extensively in research. Related to this topic, an article that seeks to review the literature related to the quality of democracy in 159 countries was written by Seeberg (2014), found that Indonesia is one of the 12 countries that deserve attention, because it was identified in the research findings as one of the deviant democracies (period 1993-2008).

### Categorization of Themes

Based on the identification of themes, seven main themes were discussed in democracy in Indonesia (Figure 10): political, democracy, state, asian, social, local, and party. NVivo allows researchers to manage and organize data, making it easier to analyze data, identify themes, gather insights, and develop conclusions. Furthermore, from the seven themes, the NVivo 12 plus software identified derived themes/sub-themes from each theme with different compositions. Table 9 lists the top 5 sub-themes/keywords related to publications on democracy in Indonesia.



Source: Data processed from NVivo 12 plus software

Figure 10. Categorization of themes

Table 8. Dominant themes and sub-themes

Themes	Sub-themes	Files	References
Political	Party politics	69	77
	Political economy	67	83
	Political change	50	56
	Local politics	49	62
	Comparative politics	46	60
Democracy	Local democracy	27	37
	Emerging democracy	27	32
	Liberal democracy	23	24
	Electoral democracy	21	23

	Developing democracy	18	18
	State subsidies	14	14
	Democratic state	13	13
State	Islamic state	8	9
	Asian states	8	8
	State institutions	7	9
	Asian studies	114	151
	Asian survey	49	54
Asian	Asian affairs	26	31
	Asian politics	26	27
	Asian countries	25	25
	Social movement	22	24
	Social change	16	17
Social	Social capital	13	15
	Social justice	12	12
	Social media	11	14
	Local politics	49	62
	Local elections	36	46
Local	Local democracy	27	37
	Local level	24	25
	Local governance	18	18
	Party politics	69	77
	Islamic parties	25	37
Party	Party system	19	26
	Party cartels	11	12
	Party organization	10	11

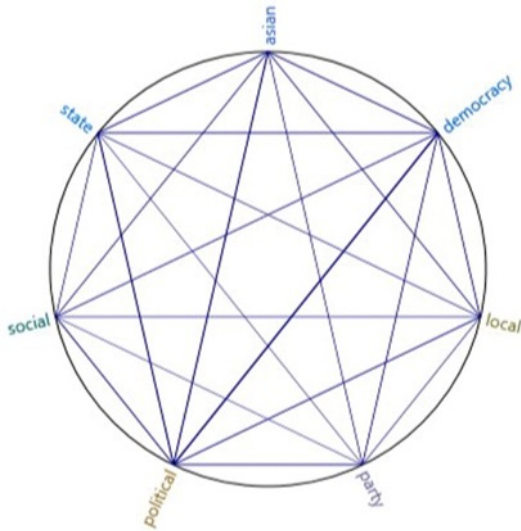
Source: Data processed from NVivo 12 plus software

Based on Figure 10 and Table 8, it can be seen that each theme has a different composition of files and reference sources. In contrast, the themes of politics and democracy have more file compositions and reference sources, namely 635 files and 2108 reference sources (political), and democracy with 416 files and 716 reference sources. The source of reference is the number of paragraphs containing each relevant theme in each file. Meanwhile, in Table 9, it can be seen that the seven sub-themes/keywords that talk about democracy in Indonesia for each topic are dominated by the Asian studies derivative theme (114 files and 151 reference sources) for the Asian theme, as well as the party politics (69 files and 77 reference sources) for political and party themes. The list of sub-themes is summarized in Table 9 and confirms that research on democracy in Indonesia has been widely carried out concerning the subtopics listed in Table 8.

### Correlation Between Topics and Narrative of Themes

The Jaccard coefficient was calculated across the themes to analyze the relationship between themes. The set of Jaccard coefficients was used by NVivo 12 plus to perform a dendrogram depicting the relationships (similarities and differences) across themes (Gómez-Corona et al., 2017). The results of a review of 861 documents using the cluster analysis feature in NVivo 12 plus show a strong relationship between the themes of politics and democracy, which is visualized by a thicker connecting line (Figure 11).





Source: Data processed from NVivo 12 plus software

Figure 11. Correlation of the topic

Based on the results of data analysis on 861 documents, the dominant words obtained are political, Indonesia, democracy, state, party, local, social, Asian, power, society, authoritarian, and Muslim. The glossary is interpreted to mean that the entire focus of research on democracy in Indonesia boils down to the glossary shown. Table 10 lists the 30 dominant words from 861 published documents on democracy in Indonesia.



Source: Data processed from NVivo 12 plus software

Figure 12. Dominant narrative

Table 9. Jaccard's coefficient of the topic

Code A	Code B	Jaccard's coefficient
Democracy	Political	0,429932
Democracy	State	0,293135
Democracy	Asian	0,283019
Democracy	Local	0,256048
Democracy	Social	0,250471
Democracy	Party	0,244306

Source: Data processed from NVivo 12 plus software

Table 10. List of dominant words

Word	Count	Word	Count
Political	14016	Society	2642
Indonesia	13022	National	2544
Democracy	8764	Development	2380
Politics	5830	Rights	2346
State	5204	Government	2338
Party	4746	Islamic	2320
Democratic	4286	Economic	2282
Local	4282	Elections	2208
Social	4166	System	2006
Indonesian	3824	Policy	1976
Asian	3352	Civil	1912
Asia	3234	Authoritarian	1908
Southeast	3052	Muslim	1776
Power	2896	Law	1728
Parties	2886	Islam	1726

Source: Data processed from NVivo 12 plus software

Figure 12 shows that large words, such as political, democracy, state, party, local, and social, are frequently mentioned in research documents. Furthermore, the details in Table 10 also show a list of words such as Asian, Asia, and Southeast, indicating comparative studies between countries in Southeast Asia and Asia. One of the studies that discusses this is research (Daradjat, 2020), which seeks to analyze the impact of legitimacy, public services, and democracy, on the quality of education in selected Asian countries such as; India,



Pakistan, Malaysia, Indonesia, Afghanistan, China, Nepal, Bangladesh, Turkey and Saudi Arabia. The results showed that the three variables mentioned earlier have a significant relationship with the quality of education. In addition, a list of words such as social, society, rights, elections, system, and civil, which represent the substance of democracy.

## CONCLUSION

Overall, this research provides an overview of the development of research on democracy in Indonesia in global publications. The study results show that discussions about democracy in Indonesia are increasingly receiving intensive attention, as Aspinall & Mietzner (2019) stated. The Scopus-indexed global research publication showed that 2020 was the most productive year in publishing documents on democracy in Indonesia, for more than six decades (1958-2021). As the object of research, Indonesia became the top country in the number of document publications, with the additional note that several countries on the top list collaborated to produce document publications. Meanwhile, Democratization is the source that publishes the most documents related to research topics. Furthermore, Mietzner and his affiliate, The Australian National University, are the top authors and affiliates in publishing documents related to research topics. The most frequently cited document is the book by Michael Mann (2004) titled "The Dark Side of Democracy: Explaining Ethnic Cleansing".

In addition, the results of a review with VOSviewer show eight different clusters with a network based on keywords, with the keywords democratization and election as the keywords with the highest co-occurrence and total link strength, in addition to democracy and Indonesia. Furthermore, topics such as citizenship, presidentialism, minority rights, civil-military relations, patronage, ethnicity, and institutionalization are some topics that have the opportunity to be investigated further, such as the theme of democracy in Indonesia. Meanwhile, the NVivo 12 plus analysis shows that seven theme categorizations are correlated, where political topics are the dominant topics in document publications.

Although this research has succeeded in providing a bibliometric overview of global research trends related to democracy in Indonesia for more than six decades, it has limitations. The limitations of this study are the limitations of the Scopus database, which does not cover many points, and the source/database only comes from the Scopus database. Other global databases, e.g., Web of Science, were not included in this study. Therefore, the limitations in the research that have been mentioned can be used as recommendations for further research.

## REFERENCES

- Akili, R. H. S., & Achmad, W. (2023). The Role of Political Parties in Implementing Democratic General Elections in the Indonesian State Administration System. *Journal of Law and Sustainable Development*, 11(4), e551. <https://doi.org/10.55908/sdgs.v11i4.551>
- Aspinall, E. (2015). The Surprising Democratic Behemoth: Indonesia in Comparative Asian Perspective. *Journal of Asian Studies*, 74(4), 889–902. <https://doi.org/10.1017/S0021911815001138>
- Aspinall, E., & Hicken, A. (2020). Guns for hire and enduring machines: clientelism beyond parties in Indonesia and the Philippines. In *Democratization* (Vol. 27, Issue 1, pp. 137–156). Routledge. <https://doi.org/10.1080/13510347.2019.1590816>
- Aspinall, E., & Mietzner, M. (2019). Indonesia's Democratic Paradox: Competitive Elections amidst Rising Illiberalism. *Bulletin of Indonesian Economic Studies*, 55(3), 295–317. <https://doi.org/10.1080/00074918.2019.1690412>

- Assyaukanie, L. (2019). Religion as a political tool: secular and Islamist roles in Indonesian elections. *Journal of Indonesian Islam*, 13(2), 454–479. <https://doi.org/10.15642/JIIS.2019.13.2.454-479>
- Bahri, S., Rasyid, A., Nurmandi, A., & Rahmawati, D. E. (2020). A Meta-Analysis on Democracies in Indonesia. *JIP (Jurnal Ilmu Pemerintahan): Kajian Ilmu Pemerintahan Dan Politik Daerah*, 9(November), 58–77.
- Baidhowah, A. R. (2021). Defender of democracy: The role of Indonesian constitutional court in preventing rapid democratic backsliding. *Constitutional Review*, 7(1), 124–152. <https://doi.org/10.31078/consrev715>
- Cartledge, P. (2016). *Democracy: A life*. Oxford University Press.
- Daradjat, A. (2020). Better quality of education in Asia: Taking panel data of state legitimacy, democracy and public services. *Cypriot Journal of Educational Sciences*, 15(6), 1685–1697. <https://doi.org/10.18844/CJES.V15I6.5326>
- EIU. (2021). *Democracy Index 2021: The China challenge*. In Economist Intelligence Unit. <https://doi.org/10.4324/9780429459061-6>. In Economist Intelligence Unit.
- Fox, C. (2018). Candidate-centric systems and the politicization of ethnicity: evidence from Indonesia. *Democratization*, 25(7), 1190–1209. <https://doi.org/10.1080/13510347.2018.1461207>
- Gao, S., Meng, F., Gu, Z., Liu, Z., & Farrukh, M. (2021). Mapping and clustering analysis on environmental, social and governance field a bibliometric analysis using scopus. *Sustainability (Switzerland)*, 13(13). <https://doi.org/10.3390/su13137304>
- Gómez-Corona, C., Escalona-Buendía, H. B., Chollet, S., & Valentin, D. (2017). The building blocks of drinking experience across men and women: A case study with craft and industrial beers. *Appetite*, 116, 345–356. <https://doi.org/10.1016/j.appet.2017.05.026>
- Hefner, R. W. (2020). Islam and Covenantal Pluralism in Indonesia: A Critical Juncture Analysis. *Review of Faith and International Affairs*, 18(2), 1–17. <https://doi.org/10.1080/15570274.2020.1753946>
- Hosen, N. (2014). Promoting democracy and finding the right direction: A review of major constitutional developments in Indonesia. In *Constitutionalism in Asia in the Early Twenty-First Century* (pp. 322–342). Cambridge University Press. <https://doi.org/10.1017/CBO9781107338333.015>
- House., F. (2021). *Key Developments in 2021: Indonesia*. House., Freedom.
- Ikhwan, H. (2018). Fitted sharia in democratizing Indonesia. *Journal of Indonesian Islam*, 12(1), 17–44.
- Kuzior, A., & Sira, M. (2022). A Bibliometric Analysis of Blockchain Technology Research Using VOSviewer. *Sustainability (Switzerland)*, 14(8206), 1–15.
- Liao, H., Tang, M., Luo, L., Li, C., Chiclana, F., & Zeng, X. J. (2018). A bibliometric analysis and visualization of medical big data research. *Sustainability (Switzerland)*, 10(1), 1–18. <https://doi.org/10.3390/su10010166>
- Marvi, R., & Foroudi, M. M. (2023). Bibliometric analysis. In *Researching and Analysing Business* (pp. 43–54). Routledge. <https://doi.org/10.4324/9781003107774-4>
- Mietzner, M. (2013). Praetorian rule and redemocratisation in South-East Asia and the Pacific Islands: The case of Indonesia. *Australian Journal of International Affairs*, 67(3), 297–311. <https://doi.org/10.1080/10357718.2013.788127>
- Mietzner, M. (2020). Rival populisms and the democratic crisis in Indonesia: chauvinists, Islamists and technocrats. *Australian Journal of International Affairs*, 74(4), 420–438. <https://doi.org/10.1080/10357718.2020.1725426>
- Nurdin, B. V., Hutagalung, S. S., Yulianto, Kurniawan, R. C., & Hermawan, D. (2021).

- Bibliometric Analysis on Governance Index Topics Using Scopus Database and Vosviewer. *Journal of Physics: Conference Series*, 1933(1). <https://doi.org/10.1088/1742-6596/1933/1/012047>
- Power, T. P. (2018). Jokowi's authoritarian turn and Indonesia's democratic decline. *Bulletin of Indonesian Economic Studies*, 54(3), 307–338. <https://doi.org/10.1080/00074918.2018.1549918>
- Prastya, D. E., Misran, & Nurmandi, A. (2021). A bibliometric analysis of E-Democracy on government research. *Jurnal Ilmiah Mimbar Demokrasi*, 20(2), 71–80. <https://doi.org/10.21009/jimd.v20i2.19772>
- Sawitri, M. Y., & Wiratmaja, I. N. (2021). On the brink of post-democracy: Indonesia's identity politics in the post-truth era. *Politicka Misao*, 58(2), 141–159. <https://doi.org/10.20901/PM.58.2.06>
- Seeborg, M. (2014). Mapping deviant democracy. *Democratization*, 21(4), 634–654. <https://doi.org/10.1080/13510347.2012.755516>
- Setiawan, K. M. P., & Tomsa, D. (2022). Politics in Contemporary Indonesia: Institutional Change, Policy Challenges and Democratic Decline. In *Politics in Contemporary Indonesia: Institutional Change, Policy Challenges and Democratic Decline*. Routledge. <https://doi.org/10.4324/9780429459511>
- Syahputri, G. C. A., Suhermanto, D. F., Roziqin, A., & Nafi'ah, B. A. (2023). Research Trend on E-democracy Publications: A Bibliometric Analysis. *Politik Indonesia: Indonesian Political Science Review*, 8(1), 174–194.
- Syaifuddin, M., & Rasyid, B. A. (2021). MAPPING POLITICAL THEORY USING BIBLIOMETRIC ANALYSIS. *Jurnal Wacana Politik*, 6(2).
- Taufik, M., Rahmat, A. F., Irawan, B., & Akbar, P. (2021). Multi-stakeholders governance in social science discipline: A systematic literature review. *Natapraja: Jurnal Kajian Ilmu Administrasi Negara*, 9(1), 15–30.
- Tomsa, D. (2014). Party system fragmentation in Indonesia: The subnational dimension. *Journal of East Asian Studies*, 14(2), 249–278.
- Tomsa, D. (2020). Public Opinion Polling and Post-truth Politics in Indonesia. *Contemporary Southeast Asia*, 42(1), 1–27. <https://doi.org/10.1355/cs42-1a>
- Ulum, M. B., & Hamida, N. A. (2018). Revisiting Liberal Democracy and Asian Values in Contemporary Indonesia\*. *Constitutional Review*, 4(1), 111–130. <https://doi.org/10.31078/consrev415>
- V-Dem. (2022). *Autocratization Changing Nature? - Democracy Report 2022*. [https://v-dem.net/media/publications/dr\\_2022.pdf](https://v-dem.net/media/publications/dr_2022.pdf). V-Dem Institute.
- van Eck, N. J., & Waltman, L. (2017). Citation-based clustering of publications using CitNetExplorer and VOSviewer. *Scientometrics*, 111(2), 1053–1070. <https://doi.org/10.1007/s11192-017-2300-7>
- Warburton, E., Muhtadi, B., Aspinall, E., & Fossati, D. (2021). When does class matter? Unequal representation in Indonesian legislatures. *Third World Quarterly*, 42(6), 1252–1275. <https://doi.org/10.1080/01436597.2021.1882297>
- Wilson, C. (2015). Illiberal democracy and violent conflict in contemporary Indonesia. *Democratization*, 22(7), 1317–1337.
- Wisnaeni, F., & Herawati, R. (2020). The politics of law of pancasila-based democracy in Indonesia as the world's third largest democracy. *Academic Journal of Interdisciplinary Studies*, 9(4), 39–45. <https://doi.org/10.36941/ajis-2020-0059>